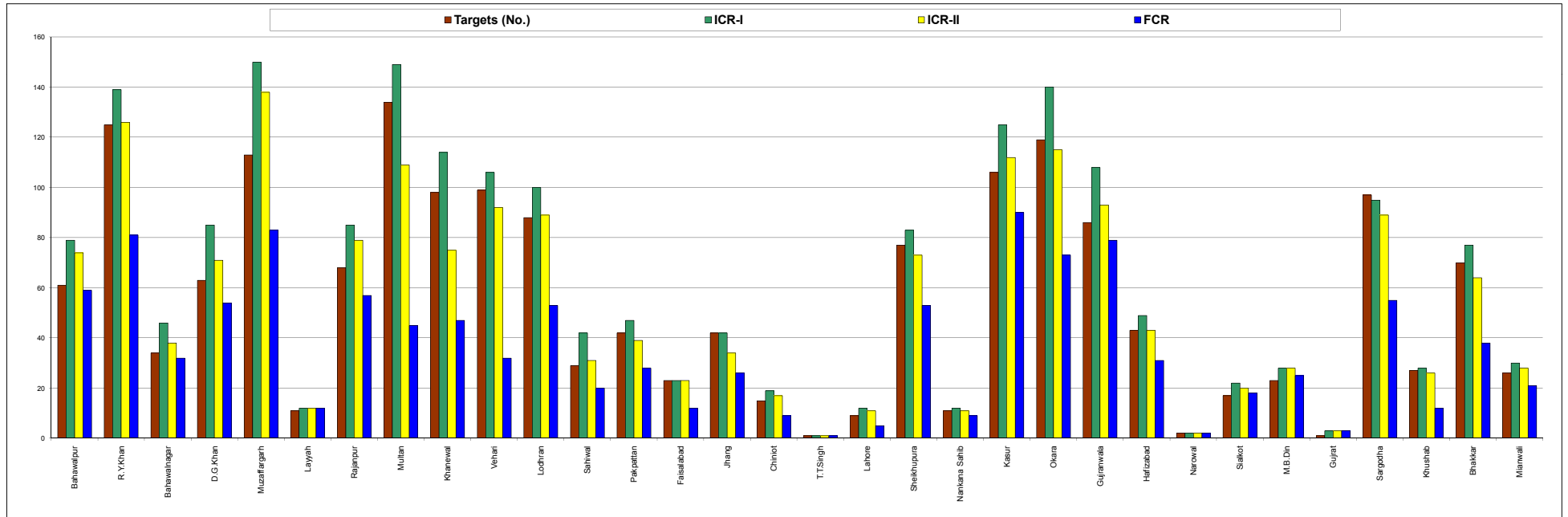




**PROGRAM MANAGEMENT UNIT**  
**Punjab Irrigated-Agriculture Productivity Improvement Project (PIPIP)**  
**Weekly Progress Report (as on 09.06.2017)**  
**Status of Various Activities on Un-improved (Regular) Watercourses (2016-17)**



Activity	Bahawalpur	R.Y.Khan	Bahawalnagar	D.G.Khan	Muzaffargarh	Layyah	Rajapur	Multan	Khanewal	Vehari	Lodhran	Sahiwal	Pakpattan	Faisalabad	Jhang	Chiniot	T.T.Singh	Lahore	Sheikhpura	Nankana Sahib	Kasur	Okara	Gujranwala	Halifax	Narawal	Sialkot	M.B.D'n	Gujrat	Sargodha	Khushab	Bhakkar	Mianwali	Total
Targets (No.)	61	125	34	63	113	11	68	134	98	99	88	29	42	23	42	15	1	9	77	11	106	119	86	43	2	17	23	1	97	27	70	26	<b>1760</b>
ICR-I	79	139	46	85	150	12	85	149	114	106	100	42	47	23	42	19	1	12	83	12	125	140	108	49	2	22	28	3	95	28	77	30	<b>2053</b>
ICR-II	74	126	38	71	138	12	79	109	75	92	89	31	39	23	34	17	1	11	73	11	112	115	93	43	2	20	28	3	89	26	64	28	<b>1766</b>
FCR	59	81	32	54	83	12	57	45	47	32	53	20	28	12	26	9	1	5	53	9	90	73	79	31	2	18	25	3	55	12	38	21	<b>1165</b>
Funds transferred (Million)	129.28	127.00	34.14	31.05	49.40	2.53	29.74	146.59	90.66	116.59	87.16	34.58	57.06	23.00	33.00	22.33	3.00	2.89	13.75	6.48	55.28	117.00	32.56	26.51	1.22	8.08	41.37	1.59	98.62	31.15	79.70	17.94	<b>1551.25</b>



Activity	TBAP uptill 31.05.2017	Achievements uptill 09.06.2017	Remarks
ICR-I	1760	2053	Ahead TBAP
ICR-II	1654	1766	Ahead TBAP
FCR	1285	1165	Behind TBAP

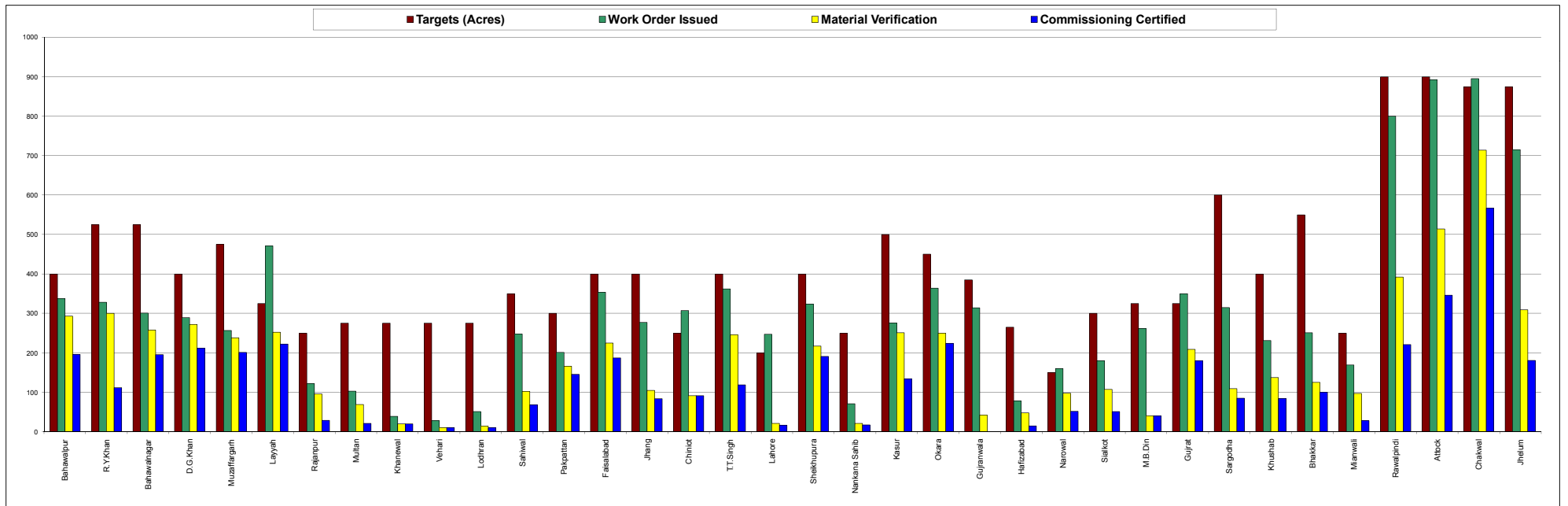
**Note:** All achievements (ICR-I, ICR-II and FCRs) have been calculated on the basis of 489 FCRs (2015-16) certified up to 30.06.2016 as notified by DGA (WM) vide letter No. 1189-97 dated 30.01.2017 instead of 740 FCRs referred to Consultants upto 30.06.2016.



**PROGRAM MANAGEMENT UNIT**  
**Punjab Irrigated-Agriculture Productivity Improvement Project (PIPIP)**  
**Weekly Progress Report (as on 09.06.2017)**  
**Status of Various Activities on HEIS Schemes (2016-17)**



Activity	Bahawalpur	R.Y.Khan	Bahawalnagar	D.G.Khan	Muzaffargarh	Layyah	Rajanpur	Multan	Khanewal	Vehari	Lodhran	Sahiwal	Pakpattan	Faisalabad	Jhang	Chiniot	T.T.Singh	Lahore	Sheikhpura	Nankana Sahib	Kasur	Okara	Gujranwala	Halifax	Narawal	Sialkot	M.E.Din	Gujrat	Sargodha	Khushab	Bhakkar	Mianwali	Rawalpindi	Attock	Chakwal	Jhelum	Total
<b>Targets (Acres)</b>	400	525	525	400	475	325	250	275	275	275	275	350	300	400	400	250	400	200	400	250	500	450	385	265	150	300	325	325	600	400	550	250	900	900	875	875	<b>15000</b>
<b>Work Order Issued</b>	338	328	301	289	257	471	122	103	39	28	51	248	201	354	277	307	362	247	324	71	276	364	314	78	160	180	262	350	315	231	251	169	800	893	895	715	<b>10971</b>
<b>Material Verification</b>	293	300	258	272	238	252	96	69	20	10	14	102	166	225	105	91	246	21	217	21	251	250	42	48	98	107	40	209	109	137	125	97	392	514	714	309	<b>6458</b>
<b>Commissioning Certified</b>	196	111	195	212	201	222	29	21	20	10	10	69	146	187	84	91	119	17	191	17	134	224	0	15	52	51	40	180	85	84	100	28	221	346	567	181	<b>4456</b>



Activity	TBAP uptill 31.05.2017	Achievements uptill 09.06.2017	Remarks
Work Order Issued	13950	10971	Behind TBAP
Material Verification	13200	6458	Behind TBAP
Commissioning	12450	4456	Behind TBAP

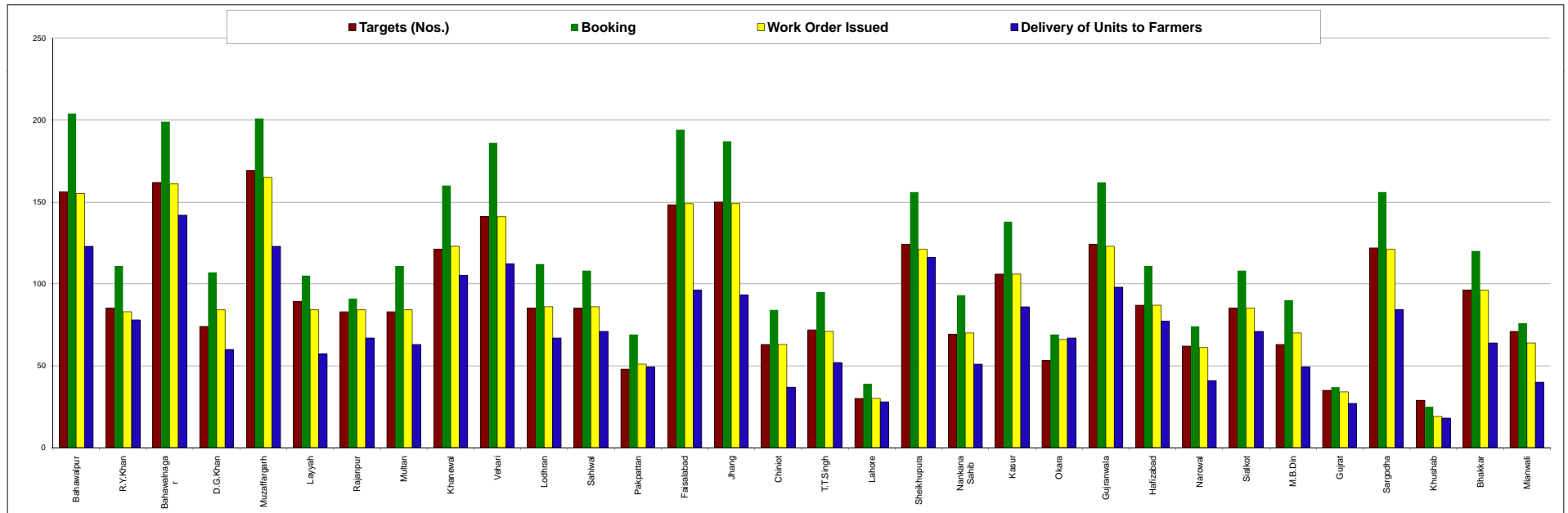


**PROGRAM MANAGEMENT UNIT**  
**Punjab Irrigated-Agriculture Productivity Improvement Project (PIPIP)**  
**Weekly Progress Report (as on 09.06.2017)**



**Status of Various Activities on Provision of LASER Land Leveling Services to the Farmers / Service Providers (2016-17)**

Activity	Bahawalpur	R.Y.Khan	Bahawalnagar	D.G.Khan	Muzaffargarh	Layyah	Rajanpur	Multan	Khanewal	Vehari	Lothian	Sahiwal	Pakpattan	Faisalabad	Jhang	Chiniot	T.T.Singh	Lahore	Sheikhupura	Nankana Sahib	Kasur	Okara	Gujranwala	Hafizabad	Narowal	Sialkot	M.B.Din	Gujrat	Sargodha	Khushab	Bhakkar	Mianwali	Total
<b>Targets (Nos.)</b>	156	85	162	74	169	89	83	83	121	141	85	85	48	148	150	63	72	30	124	69	106	53	124	87	62	85	63	35	122	29	96	71	<b>2970</b>
<b>Booking</b>	204	111	199	107	201	105	91	111	160	186	112	108	69	194	187	84	95	39	156	93	138	69	162	111	74	108	90	37	156	25	120	76	<b>3778</b>
<b>Work Order Issued</b>	155	83	161	84	165	84	84	84	123	141	86	86	51	149	149	63	71	30	121	70	106	66	123	87	61	85	70	34	121	19	96	64	<b>2972</b>
<b>Delivery of Units to Farmers</b>	123	78	142	60	123	57	67	63	105	112	67	71	49	96	93	37	52	28	116	51	86	67	98	77	41	71	49	27	84	18	64	40	<b>2312</b>



Activity	TBAP uptill 31.05.2017	Achievements uptill 09.06.2017	Remarks
<b>Booking</b>	<b>2970</b>	<b>3778</b>	<b>Ahead TBAP</b>
<b>Work Order Issued</b>	<b>2970</b>	<b>2972</b>	<b>Ahead TBAP</b>
<b>Unit Delivered</b>	<b>2643</b>	<b>2312</b>	<b>Behind TBAP</b>

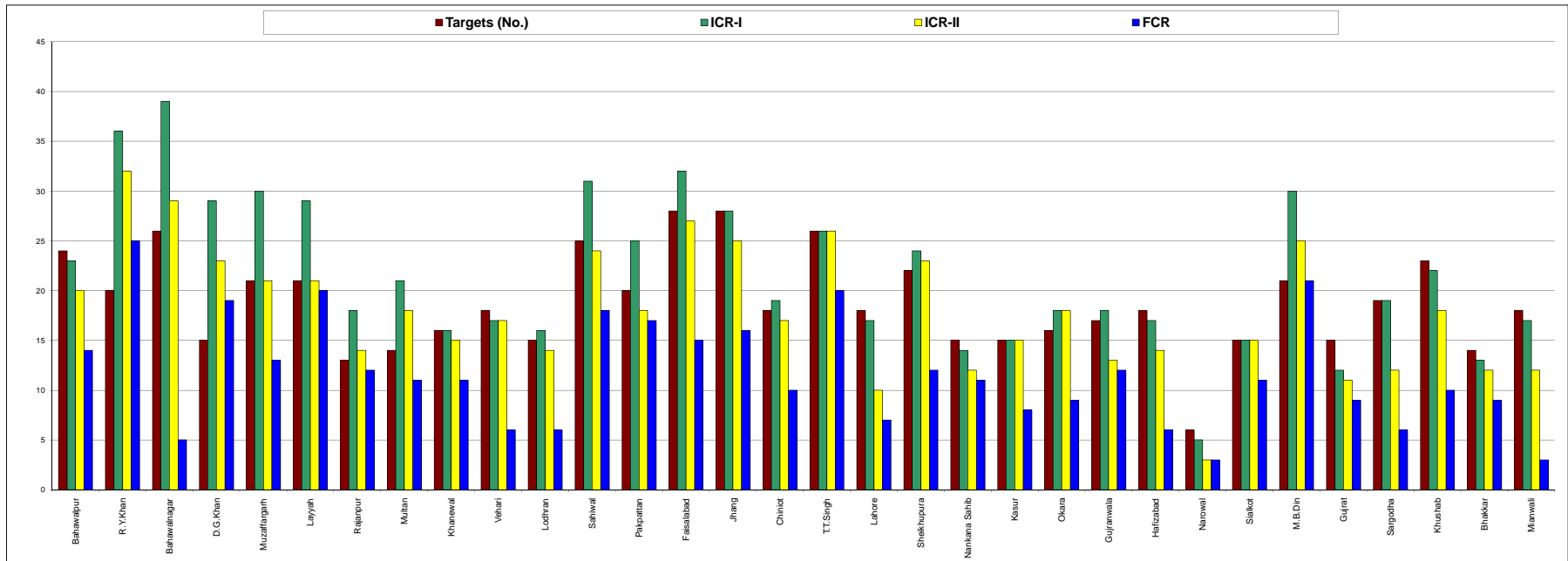


**PROGRAM MANAGEMENT UNIT**  
**Punjab Irrigated-Agriculture Productivity Improvement Project (PIPIP)**  
**Weekly Progress Report (as on 09.06.2017)**



**Status of Various Activities on Optimizing Watercourse Conveyance Efficiency Through Enhancing Lining Length (ADP Funded) 2016-17**

Activity	Bahawalpur	R.Y.Khan	Bahawalnagar	D.G.Khan	Muzaffargarh	Layyah	Rajapur	Multan	Khanewal	Vehari	Lodhran	Sahiwal	Pakpattan	Faisalabad	Jhang	Chiniot	T.T.Singh	Lahore	Shekhupura	Nankana Sahib	Kasur	Okara	Gujranwala	Hafizabad	Narowal	Sialkot	M.B.Din	Gujrat	Sargodha	Khushab	Bhakkar	Manwali	Total
<b>Targets (No.)</b>	24	20	26	15	21	21	13	14	16	18	15	25	20	28	28	18	26	18	22	15	15	16	17	18	6	15	21	15	19	23	14	18	<b>600</b>
<b>ICR-I</b>	23	36	39	29	30	29	18	21	16	17	16	31	25	32	28	19	26	17	24	14	15	18	18	17	5	15	30	12	19	22	13	17	<b>691</b>
<b>ICR-II</b>	20	32	29	23	21	21	14	18	15	17	14	24	18	27	25	17	26	10	23	12	15	18	13	14	3	15	25	11	12	18	12	12	<b>574</b>
<b>FCR</b>	14	25	5	19	13	20	12	11	11	6	6	18	17	15	16	10	20	7	12	11	8	9	12	6	3	11	21	9	6	10	9	3	<b>375</b>



Activity	TBAP uptill 31.05.2017	Achievements uptill 09.06.2017	Remarks
<b>ICR-I</b>	<b>600</b>	<b>691</b>	<b>Ahead TBAP</b>
<b>ICR-II</b>	<b>516</b>	<b>574</b>	<b>Ahead TBAP</b>
<b>FCR</b>	<b>468</b>	<b>375</b>	<b>Behind TBAP</b>

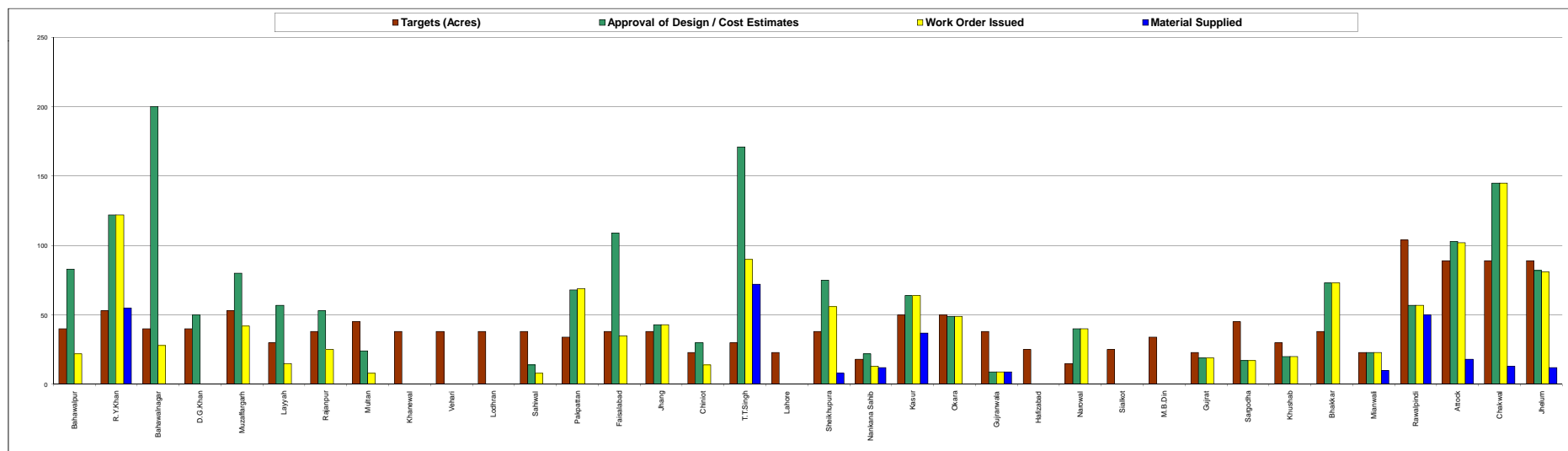


**PROGRAM MANAGEMENT UNIT**  
**Punjab Irrigated-Agriculture Productivity Improvement Project (PIPIP)**  
**Weekly Progress Report (as on 09.06.2017)**



**Status of Provision of Solar System on HEIS sites (2016-17)**

Activity	Bahawalpur	R. Y.Khan	Bahawalnagar	D.G.Khan	Muzaffargarh	Layyah	Rajapur	Multan	Khanewal	Vehari	Lodhran	Sahwal	Palestian	Faisalabad	Jhang	Chinot	T.T.Singh	Lahore	Sheikhpura	Nankana Sahib	Kasur	Okara	Gujranwala	Harizabad	Narowal	Sialkot	M.B.Din	Gujrat	Sargodha	Khushtab	Bhakkar	Mianwali	Rawalpindi	Attock	Chakwal	Jhelum	Total	
<b>Targets (Acres)</b>	40	53	40	40	53	30	38	45	38	38	38	38	34	38	38	23	30	23	38	18	50	50	38	25	15	25	34	23	45	30	38	23	104	89	89	89	<b>1500</b>	
<b>Approval of Design / Cost Estimates</b>	83	122	200	50	80	57	53	24	0	0	0	14	68	109	43	30	171	0	75	22	64	49	9	0	40	0	0	19	17	20	73	23	57	103	145	82	<b>1902</b>	
<b>Work Order Issued</b>	22	122	28	0	42	15	25	8	0	0	0	8	69	35	43	14	90	0	56	13	64	49	9	0	40	0	0	19	17	20	73	23	57	102	145	81	<b>1289</b>	
<b>Material Supplied</b>	0	55	0	0	0	0	0	0	0	0	0	0	0	0	0	0	72	0	8	12	37	0	9	0	0	0	0	0	0	0	0	10	50	18	13	12	<b>296</b>	
<b>Final Commissioning</b>	0	0	0	0	0	0	0	0	0	0	0	0	0	0	0	0	0	0	0	0	24	0	0	0	0	0	0	0	0	0	0	0	0	25	5	0	0	<b>54</b>



Activity	TBAP uptill 31.05.2017	Achievements uptill 09.06.2017	Remarks
Approval of Design / Cost Estimates	1230	1902	Ahead TBAP
Work Order Issued	1170	1289	Ahead TBAP
Material Supplied	1065	296	Behind TBAP
Final Commissioning	1035	54	Behind TBAP

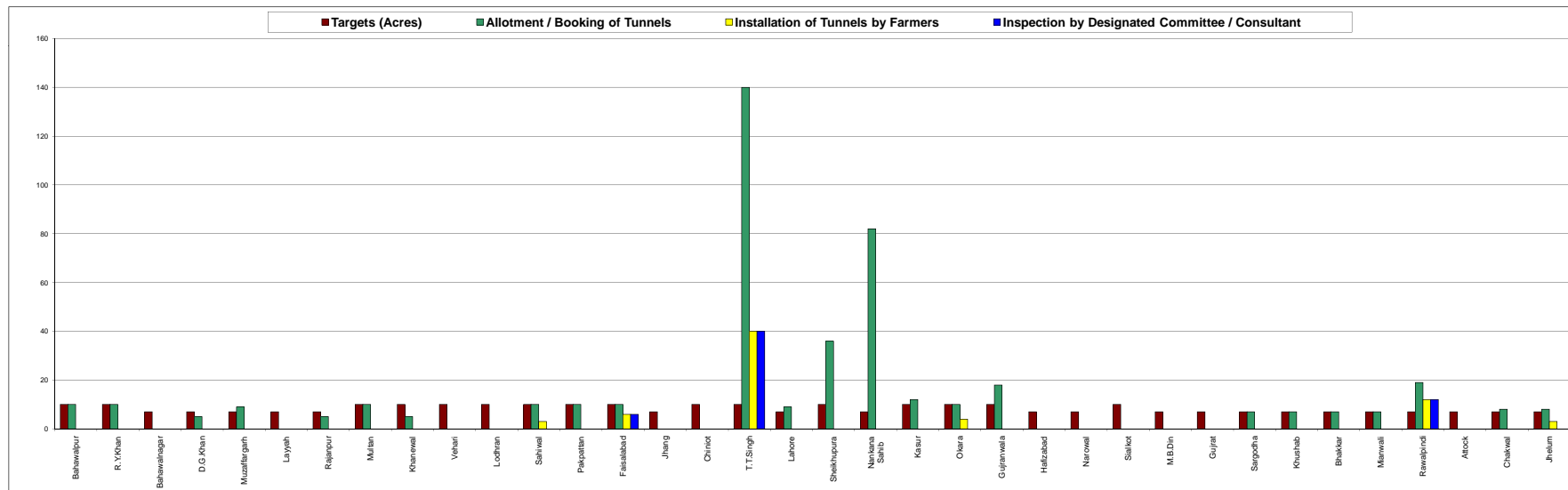


**PROGRAM MANAGEMENT UNIT**  
**Punjab Irrigated-Agriculture Productivity Improvement Project (PIPIP)**  
**Weekly Progress Report (as on 09.06.2017)**



**Status of Installation of Tunnels at HEIS Sites (2016-17)**

Activity	Bahawalpur	R. Y. Khan	Bahawalnagar	D.G.Khan	Muzaffargarh	Layyah	Rajapur	Multan	Khanewal	Vehari	Lodhran	Sahiwal	Pakpattan	Faisalabad	Jhang	Chiniot	T.T.Singh	Lahore	Shekhpura	Nankana Sahib	Kasur	Okara	Gujranwala	Hafizabad	Narowal	Sialkot	M.B.Din	Gujrat	Sargodha	Kushab	Bhakkar	Minwali	Rawalpindi	Attock	Chakwal	Jhelum	Total		
<b>Targets (Acres)</b>	10	10	7	7	7	7	7	10	10	10	10	10	10	10	7	10	10	7	10	7	10	10	10	7	7	10	7	7	7	7	7	7	7	7	7	7	7	7	300
<b>Allotment / Booking of Tunnels</b>	10	10	0	5	9	0	5	10	5	0	0	10	10	10	0	0	140	9	36	82	12	10	18	0	0	0	0	0	7	7	7	7	7	7	19	0	8	8	454
<b>Installation of Tunnels by Farmers</b>	0	0	0	0	0	0	0	0	0	0	0	3	0	6	0	0	40	0	0	0	0	4	0	0	0	0	0	0	0	0	0	0	0	0	12	0	0	3	68
<b>Inspection by Designated Committee / Consultant</b>	0	0	0	0	0	0	0	0	0	0	0	0	0	6	0	0	40	0	0	0	0	0	0	0	0	0	0	0	0	0	0	0	0	12	0	0	0	58	



Activity	TBAP uptill 31.05.2017	Achievements uptill 09.06.2017	Remarks
<b>Allotment / Booking of Tunnels</b>	<b>300</b>	<b>454</b>	<b>Ahead TBAP</b>
<b>Installation of Tunnels by Farmers</b>	<b>300</b>	<b>68</b>	<b>Behind TBAP</b>
<b>Inspection by Designated Committee / Consultant</b>	<b>234</b>	<b>58</b>	<b>Behind TBAP</b>



**PROGRAM MANAGEMENT UNIT**  
**Punjab Irrigated-Agriculture Productivity Improvement Project (PIPIP)**  
**Weekly Progress Report (as on 09.06.2017)**  
**Status of Rainwater Management in Cotton Field (2016-17)**



Activity		Bahawalpur	R.Y.Khan	Bahawalnagar	Multan	Khanewal	Vehari	Lodhran	Total
Construction of Rainwater Harvesting Ponds	Targets (Nos.)	5	5	5	5	5	5	5	35
	Achievement	4	8	5	4	5	0	5	31
Development of Sunken Fields	Targets (Nos.)	3	2	2	2	2	2	2	15
	Achievement	4	3	2	1	2	0	2	14
Provision of Portable Water Pumping Unit	Targets (Nos.)	10	10	10	10	10	10	10	70
	Achievement	7	12	13	7	10	0	0	49

